
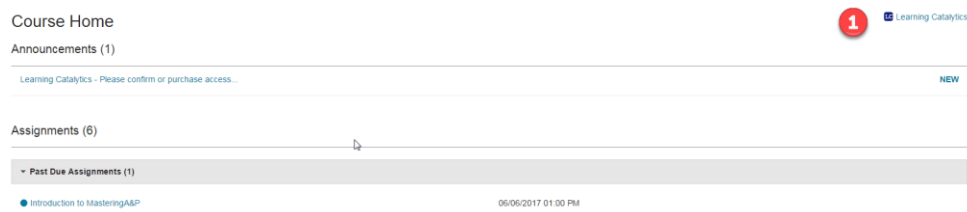


Confirm or Purchase Access

1. Click  **Learning Catalytics** from your Mastering or Modified Mastering Course Home page on a computer.

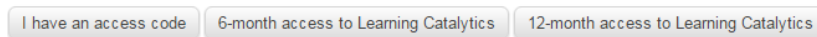


2. **If you purchased Mastering with eText**, you can access Learning Catalytics right away from your Mastering course.

If you purchased Mastering without eText, you are prompted to purchase access to Learning Catalytics.

- a) Select your purchase option.

Student Purchase Options





- b) Be sure to associate your purchase with the SAME username and password you use for your Mastering course. Select **Yes** and enter your Mastering login information.



The screenshot shows a login form with the question "Do you have a Pearson Education account?". There are two radio buttons: "Yes" (selected) and "No". Below the "Yes" option, there are fields for "Login Name" and "Password", both marked with an asterisk. There is a link for "Forgot your Login Name or Password?". Below the "No" option, there is a link for "Not sure if you have an account?".

Join Sessions

1. Once your instructor has started a session, click  on the Course Home page.



Important Tips

- **Do not** go to the Learning Catalytics website and create a separate Learning Catalytics account.
- Make sure to cross over from Mastering to Learning Catalytics to confirm or purchase access **before** your professor delivers the first session in class.
- Join Learning Catalytics sessions from your Mastering Course Home.
- Need help? Contact Support: <https://support.pearson.com/getsupport/s/>